

Cătălin Dumitru Dorcioman
Eva Edith Dorcioman

Mocanu Mioara Dana

SM-ART

GENERATIA



6+

Braşov, 2025






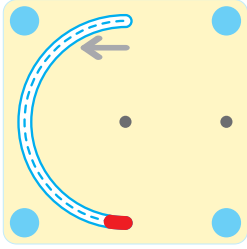
www.numlit.eu

CAIET INTEGRAT
PENTRU CLASA PREGĂTITOARE



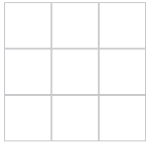

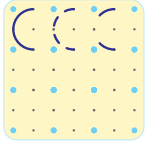
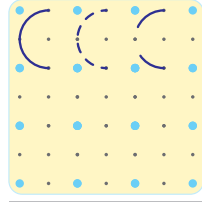
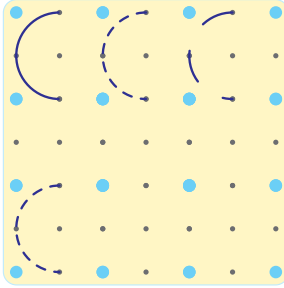
Antrenează creierul



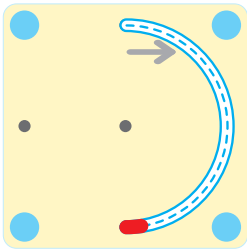


stânga

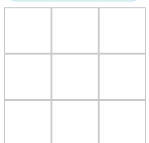

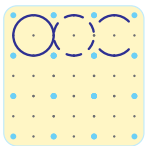
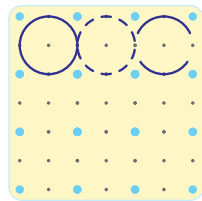
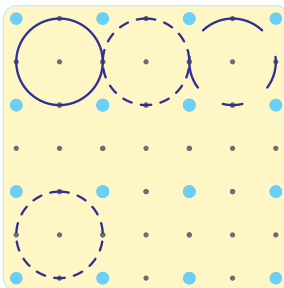
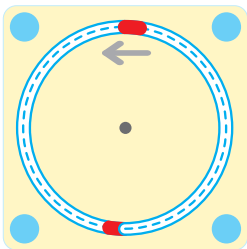

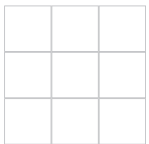
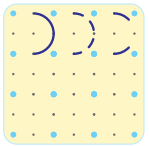
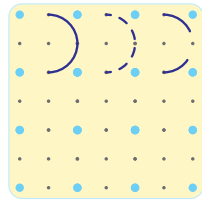
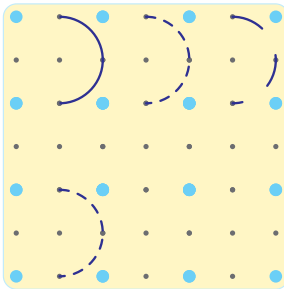
dreapta

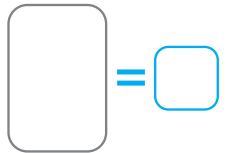
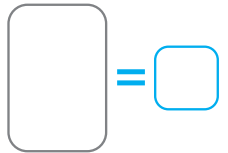
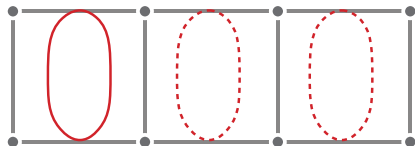
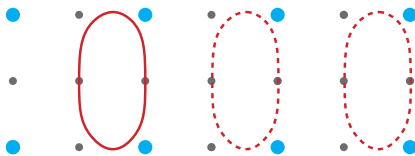
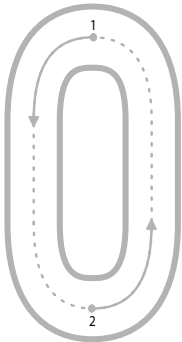
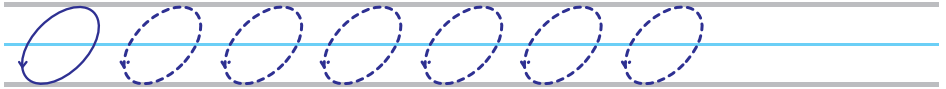
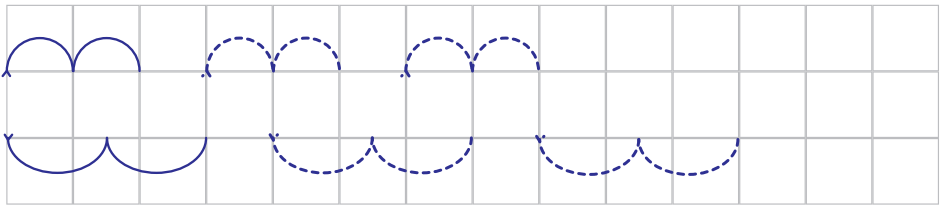



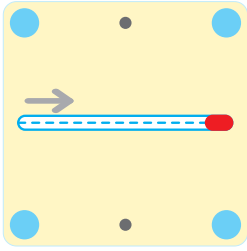
sus



jos

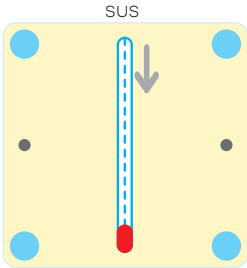

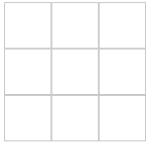
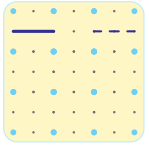
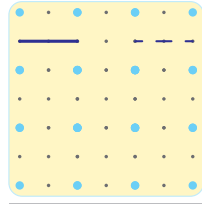







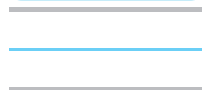
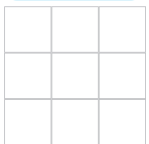
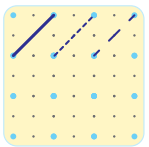
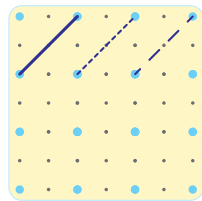

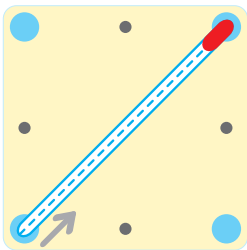


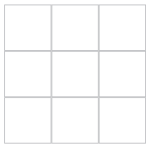
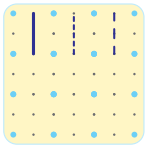
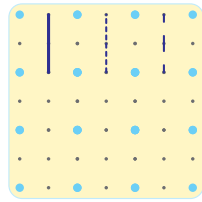
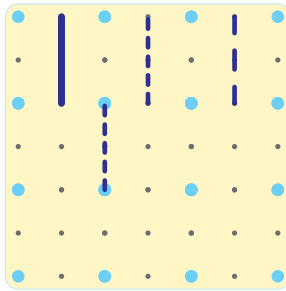
stânga


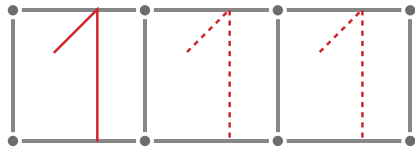
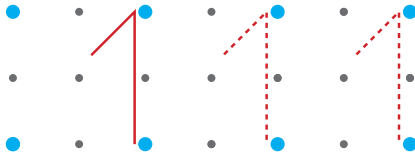
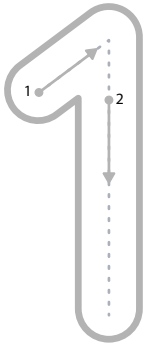
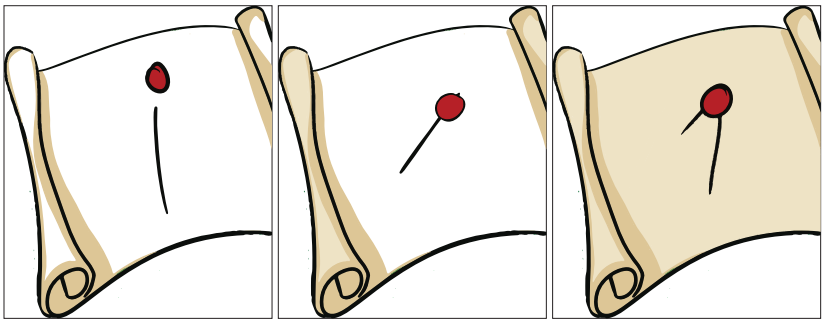
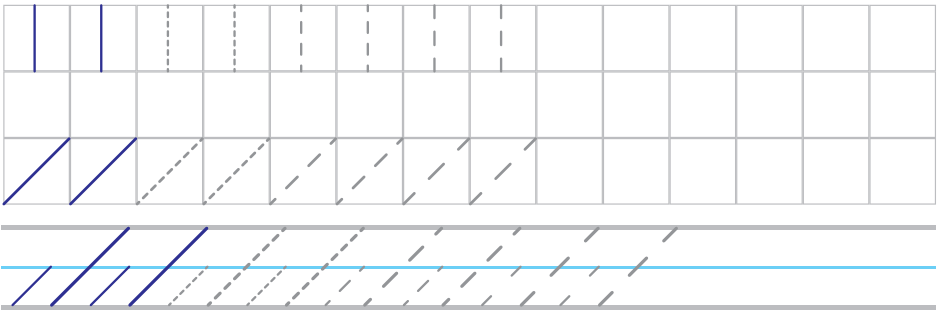

dreapta




sus

jos





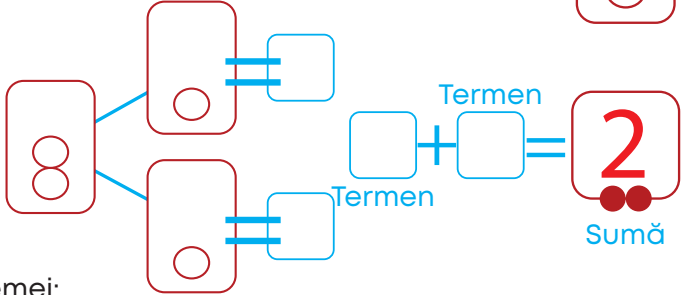
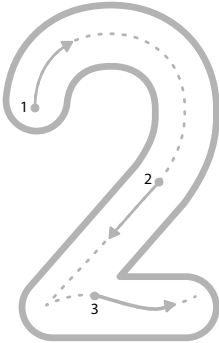
5
4
3
2
1



1
vecinul
mai mic



2
vecinul
mai mare



Construirea problemei:

1. Am un (1) element și mai primesc unul (1). Câte elemente am?

$$\boxed{1} + \boxed{1} = \boxed{}$$





$$\boxed{} + \boxed{} = \boxed{}$$

Termen Termen Sumă



2. Andrei are un , iar Ana are un . Câte mere au împreună?


$$\boxed{1} + \boxed{1} = \boxed{}$$




$$\boxed{} + \boxed{} = \boxed{}$$

T1 T2 S



3. Andrei are un , iar Ana are unul în plus. Câte mere are Ana?

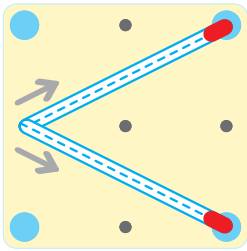
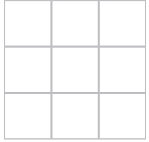
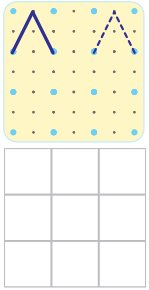
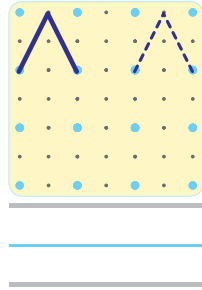

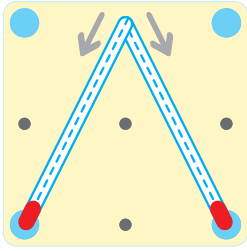
$$\boxed{} + \boxed{} = \boxed{}$$



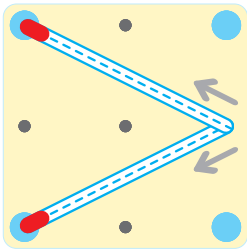
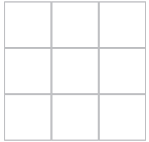
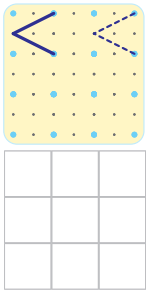
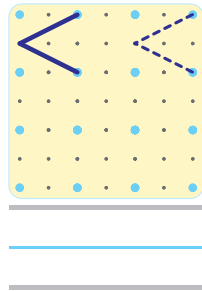

$$\boxed{} + \boxed{} = \boxed{}$$

T1 T2 S

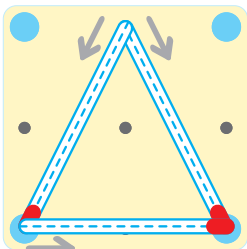
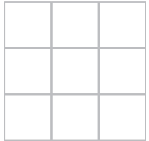
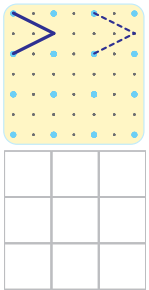
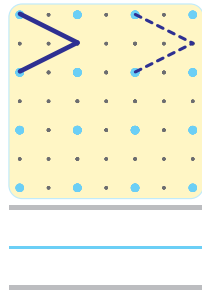





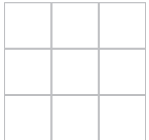
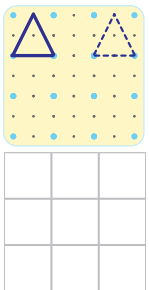
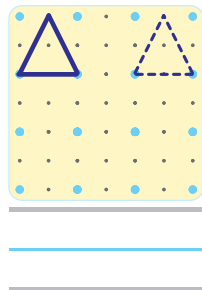
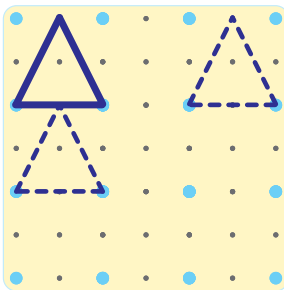
MAI MIC

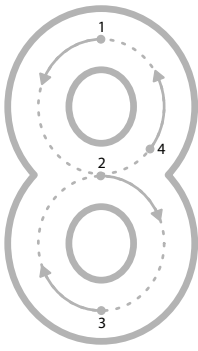


MAI MARE

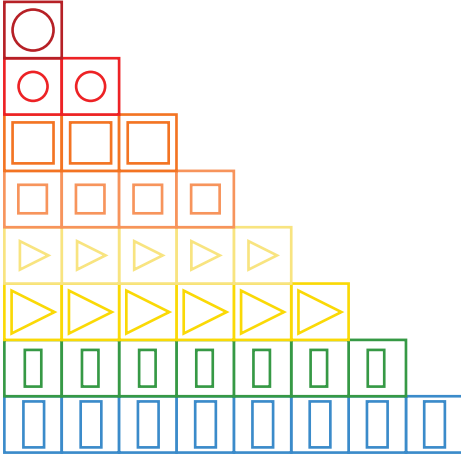


TRIUNGI





 **7**
 vecinul mai mare > vecinul mai mic



$$\begin{array}{ccc} \square & + & \square = \square \\ T_1 & & T_2 \quad S \\ \square & + & \square = \square \\ T_1 & & T_2 \quad S \\ \square & + & \square = \square \\ T_1 & & T_2 \quad S \\ \square & + & \square = \square \\ T_1 & & T_2 \quad S \\ \square & + & \square = \square \\ T_1 & & T_2 \quad S \\ \square & + & \square = \square \\ T_1 & & T_2 \quad S \end{array}$$

1	1	1	1	1	1
2	2	2	2	2	2
3	3	3	3	3	3
4	4	4	4	4	4
5	5	5	5	5	5
6	6	6	6	6	6
7	7	7	7	7	7
8	8	8	8	8	8



1. Desenează riglele și compară vecinii.

2. Completează operațiile pentru a obține un rezultat egal cu 8.

3. Câți pași face Alina și în ce direcție se deplasează?



$$\square_{T1} + \square_{T2} = \square_S$$



$$\square_{T1} + \square_{T2} = \square_S$$

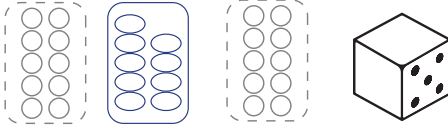


$$\square_{T1} + \square_{T2} = \square_S$$

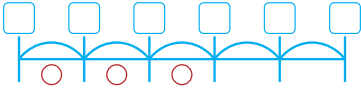




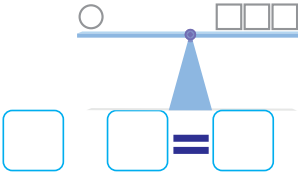
Tot atâtea



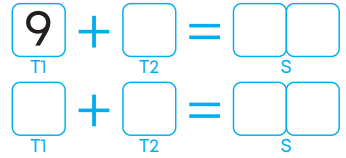
Unul în plus



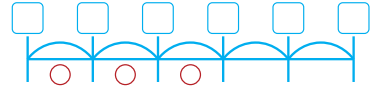
Mărește cu 2



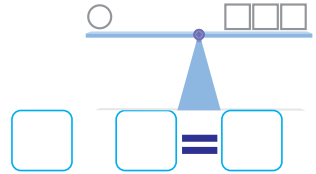
Mai mult cu 1




Unul în minus



Micșorează cu 2



Ana face încă doi pași. Câți pași a făcut?



Ce diferență de pași are până la Sosire?



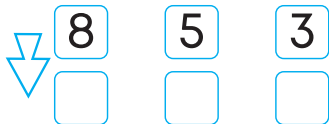
Dacă ar scădea 3 pași câți pași mai are până la Start?



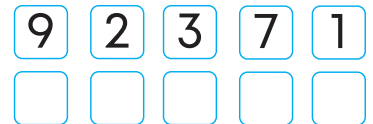
Calculează diferența dintre 6 și 4



Diminuează cu 3 numerele



Așează crescător

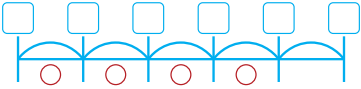




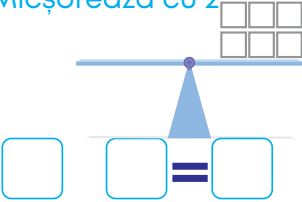
Tot atâtea



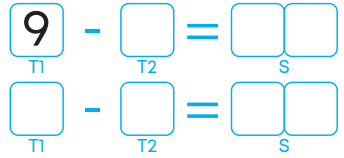
Unul în minus



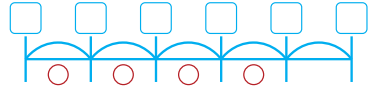
Micșorează cu 2



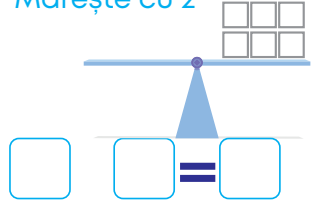
Mai puțin cu 1




Unul în plus



Mărește cu 2



Ana face încă trei pași. Câți pași mai are până la sosire?



Ce diferență de pași are de la **Start**?

Dacă ar scădea 3 pași câți pași mai are până la **Start**?

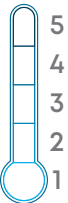
Calculează diferența dintre 9 și 3

Mărește cu 3 numerele

4 5 1

Așează descrescător

9 2 3 7 1





1. Colorează și unește rigletele pentru ca suma sau diferența să fie 6.

2. Urmărește săgețile și găsește rezultatul corect.

$8 \xrightarrow{+1} \square \xrightarrow{+1} \square \xrightarrow{-3} \square$
 $9 \xrightarrow{-3} \square \xrightarrow{-2} \square$

$\square \xrightarrow{-2} \square$
 $\square \xrightarrow{-1} \square \xrightarrow{-2} \square$
 $\square \xrightarrow{+2} \square \xrightarrow{+1} \square \xrightarrow{-3} \square$

3. Desenează ceruțele și completează operațiile.

+ 3 = **10**

z	u
1	0

- =

z	u

10 - 2 =

z	u

+ =

z	u



4. Completează șirurile:

7

7

8


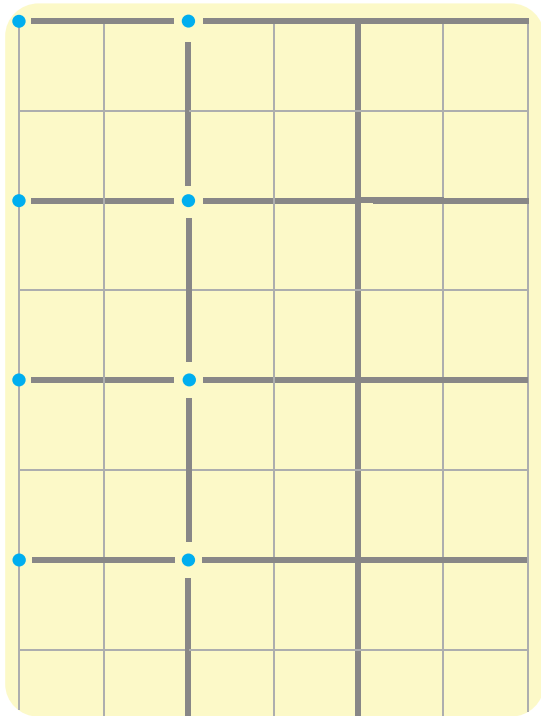
5

10

6



FELICITĂRI!



ISBN 978-606-95466-7-3

© Reproducerea parțială sau totală a materialelor NumLit este strict interzisă.

Produs în România conform reglementărilor EN71

CE  +5 ani



[®]
Autentifică creierul